

My SUMMER Packet

as I
prepare for
SECOND grade




Dear Parents,

Your child is bringing home a FUN Summer Packet with an activity calendar. Each day has fun and engaging activities that your child can complete to get ready for second grade. Your child can complete as many or as few as s/he would like.

Each month has additional BONUS pages to complete that are marked on the calendar with a specific shape. June - ♥ July - ☆ August - △
At the beginning of the new school year, your child can return the completed packet, BONUS pages and all, to me and I will have a special reward. If you have any questions, feel free to email me. Thanks so much, HAVE FUN and have a wonderful summer making cherished memories!

Mrs. Larkin
+
Mrs. Gomes



2nd Grade Summer Reading List

Congratulations! You totally rocked 1st grade and you're officially a 2nd grade student! As you celebrate your new status this summer, take some time to keep your school skills fresh and check out some of these great books!

Series

Cam Jansen – Adler
Miss Nelson is Missing –
Allard
Bink & Gollie – DiCamillo
Zack Files – Greenburg
Ready, Freddy! – Klein
Horrible Harry – Kline
Frog and Toad – Lobel
Magic Tree House –
Osborne
Amelia Bedelia – Parish
Calendar Mysteries – Roy
Henry and Mudge –
Rylant
Nate the Great – Sharmat

Fiction

Judy Blume
Doreen Cronin
Tomie dePaola
Ree Drummond
Kevin Henkes
Leo Lionni
Robert Munsch
Laura Numeroff
Patricia Polacco
Jon Scieszka
David Shannon
William Steig
Melanie Watt

Non-fiction





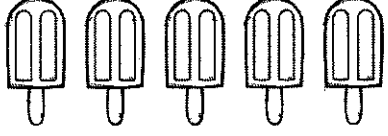
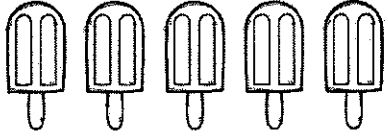
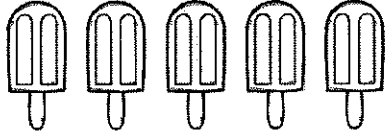

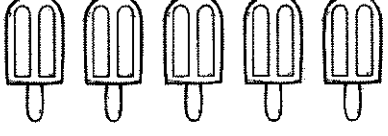

Joanna Cole –
author of "The Magic
School Bus" series
Gail Gibbons
Jerry Pallotta –
author of the "Who
Would Win" series
Seymour Simon
(science)
Greg Tang (math)

Reading Level Information

The book series and authors listed above provide readers with books at various levels. This provides options for children to read independently and/or with an adult or friend. To find more books geared towards your child's independent reading level, check out the [Scholastic Book Wizard](#). At the end of first grade, children are typically reading at a DRA level of 16-18, which is equivalent to a Guided Reading level of letter I/J. Use this as a guide to find great books and inspire a love of reading in your child!

2nd Grade Summer Reading Log

Name

Title	Genre	Rating
		
		
		
		
		
		
		
		
		
		

Biography ☞ Non-Fiction ☞ Poetry ☞ Fantasy ☞ Realistic Fiction ☞ Autobiography ☞
 ...
 ...
 ...

My Recording Sheet

Fill in the numbers below and color in the # of shape days that you completed for each month.

Updated for 2024

JUNE

Monday	Tuesday	Wednesday	Thursday	Friday
1	2	3	4	5
6	7	8	9	10
11	12	13	14	15
16	17	18	19	20
21	22	23	24	25
26	27	28	29	30

I completed _____ days total including:



JULY

Monday	Tuesday	Wednesday	Thursday	Friday
1	2	3	4	5
6	7	8	9	10
11	12	13	14	15
16	17	18	19	20
21	22	23	24	25
26	27	28	29	30
31				

I completed _____ days total including:




AUGUST

Monday	Tuesday	Wednesday	Thursday	Friday
1	2	3	4	5
6	7	8	9	10
11	12	13	14	15
16	17	18	19	20
21	22	23	24	25
26	27	28	29	30
31				


Have a GREAT Year!

I completed _____ days total including:






JUNE




	Monday	Tuesday	Wednesday	Thursday	Friday	
						1
2	3 Complete the Missing Number sheet.	4 Draw the main character in your book and list 2 traits.	5 Write a poem about your mom or dad.	6 Complete the Nature HUNT sheet.	7 Count a jar of pennies and group by tens and ones.	8
9	10 Count the cylinder shapes in the kitchen.	11 Measure the length of your kitchen.	12 Draw a butterfly with matching wings.	13 Complete the Base Ten Blocks Addition sheet.	14 Identify the problem and solution in your book.	15
16	17 Help mom or dad make a snack.	18 Lie outside and look at the clouds. Draw and write what you see.	19 Complete the Match the Numerals sheet.	20 Write the names of your family members and add their ages together.	21 Do something nice for someone.	22
23	24 Count the spoons and forks in the drawer. Which has more? How many more?	25 Complete the Add to Make Numbers sheet.	26 Tell a fictional story with a beginning, middle and end.	27 Read a nonfiction book. List two facts you learned.	28 Complete the letter "Uu" paper.	29




What's the Missing Number?


Help the animals by writing the missing numbers in the empty boxes below.




40	41	42		44	45
----	----	----	--	----	----




89		91	92		94
----	--	----	----	--	----




29	28		26	25	24
----	----	--	----	----	----



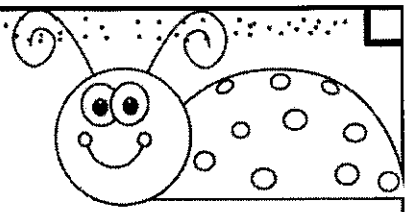

98	99		101		103
----	----	--	-----	--	-----



50			47	46	
----	--	--	----	----	--



	30	31		33	34
--	----	----	--	----	----



Let's Go on a Nature HUNT!

Go on a nature hunt. Draw and write about what you see.

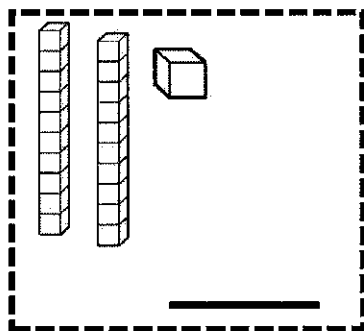
<hr/> <hr/> <hr/> <hr/>	<hr/> <hr/> <hr/> <hr/>
<hr/> <hr/> <hr/> <hr/>	<hr/> <hr/> <hr/> <hr/>



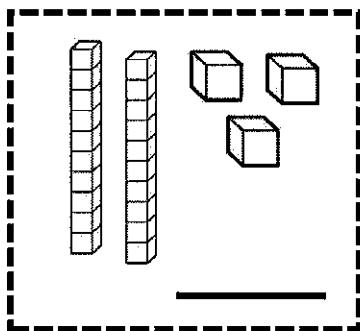
Adding

with Base Ten Blocks

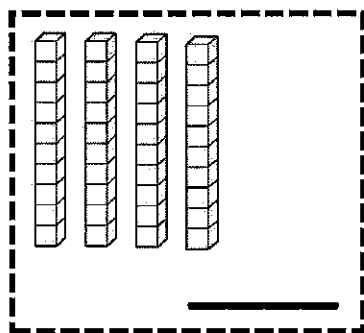
Count. Add. Write the new number.



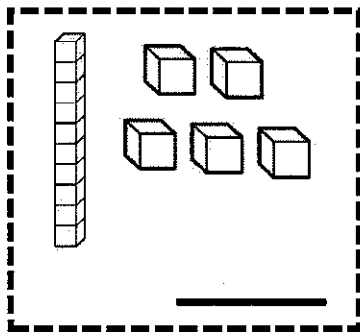
+



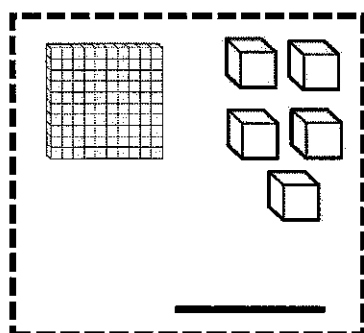
=



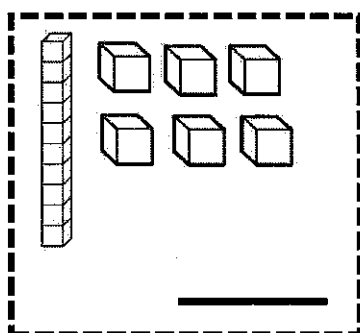
+



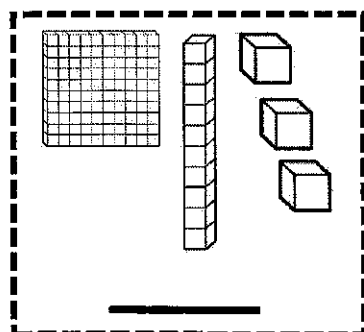

=



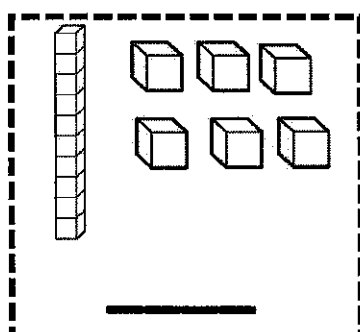
+




=



+



=





MATCH the words to
the correct numeral.

24

30

46

17

97

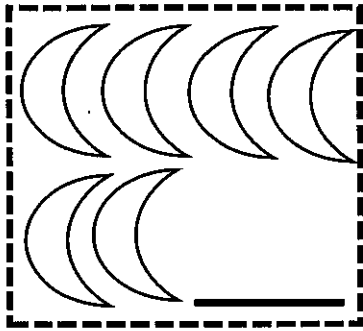


1 ten 7 ones	Twenty four	3 tens 0 ones	Ninety seven	4 tens 6 ones
-----------------	----------------	------------------	-----------------	------------------



Draw MORE to make ?

Count. Write the number. Draw more.




+



=

15




+



=

20




+



=

22



+



=

18



U u

What has short
u and long u?

Draw and label 2 words with the SHORT u sound.


X _____

X _____


Draw and label 2 words with the LONG u sound.

X _____

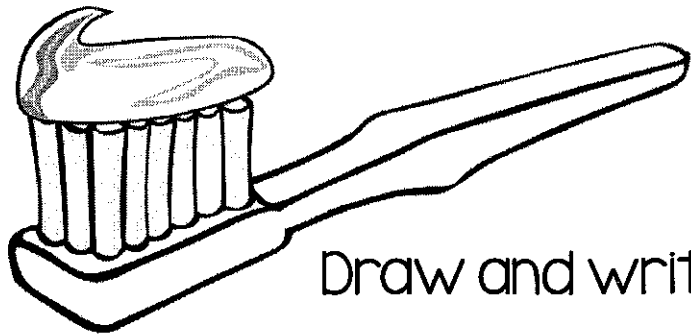
X _____



JULY



	Monday	Tuesday	Wednesday	Thursday	Friday	
	1 List 10 words that end with silent "e." (bike)	2 Draw and write the steps to brush your teeth.	3 Play a board game with your family.	4 Enjoy the Fireworks!!! Happy 4 th of July!	5 Draw and write what you did on July 4 th .	6
7	8 Solve. Dad has 34 cookies. Mom has 13. How many cookies in all?	9 Read your book. Tell your mom or dad why it's a good book.	10 Complete the Matching Numbers sheet.	11 Watch a video on how a seed becomes a plant.	12 Complete the Long A Words sheet.	13
14	15 Write 5 words that end with "ck."	16 Draw and label what 2-D shapes you see.	17 Read a Piggy and Gerald book with voices. (Mo Willems)	18 Complete the Count On paper.	19 Take a picture of a flower and draw it.	20
21	22 Practice writing sight words on the sidewalk with chalk.	23 Complete the patterns paper.	24 Count by 5s to 100.	25 Paint a picture with watercolors.	26 Count the pennies, dimes and nickels in the change jar.	27
28	29 Write a silly poem about bubble gum. (It does not have to rhyme.)	30 Take a nature walk and collect things. Then, sort them.	31 Write a poem about a person in your family.			



Here is how I brush my teeth!

Draw and write the steps that show
what you do when you brush your teeth.

1

First, _____

2

Next, _____

3

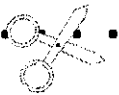

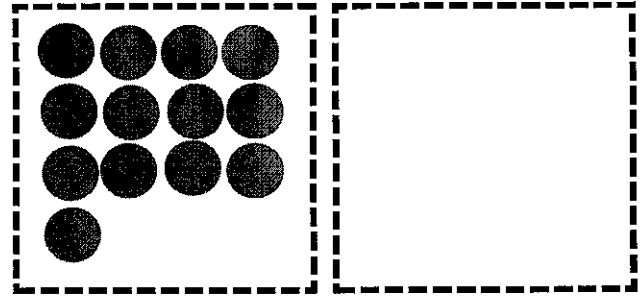
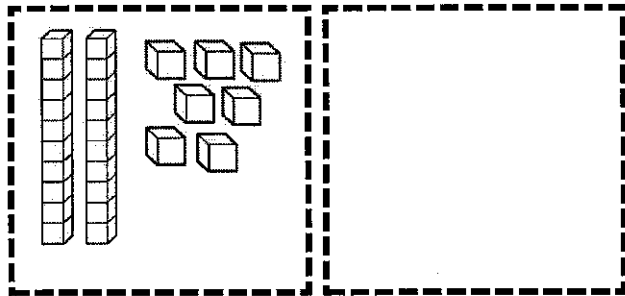
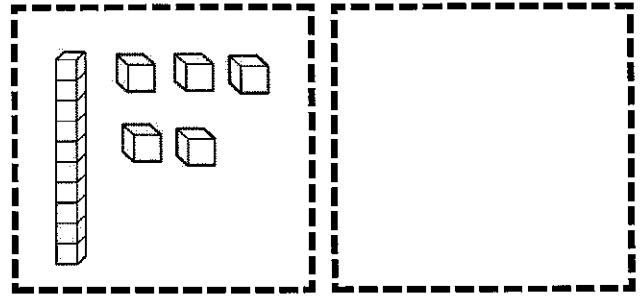

Then, _____

4

Last, _____



MATCH the numbers to the sets.



17-8

6+5

Twenty seven

15-2

fifteen



Draw the Long a words.

rake

cake

chain

mane

tray

ape

lake

whale

train



Count on!

Using the number line, find the total by counting on.

21	22	23	24	25	26	27	28	29	30
----	----	----	----	----	----	----	----	----	----

1. $22 + 3 =$ _____

6. $27 + 3 =$ _____

2. $24 + 4 =$ _____

7. $23 + 3 =$ _____

3. $28 + 2 =$ _____

8. $25 + 5 =$ _____

4. $26 + 3 =$ _____

9. $27 + 1 =$ _____

5. $21 + 4 =$ _____


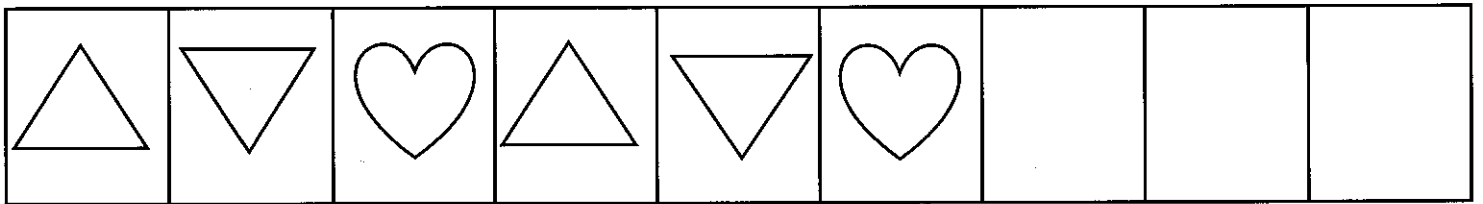

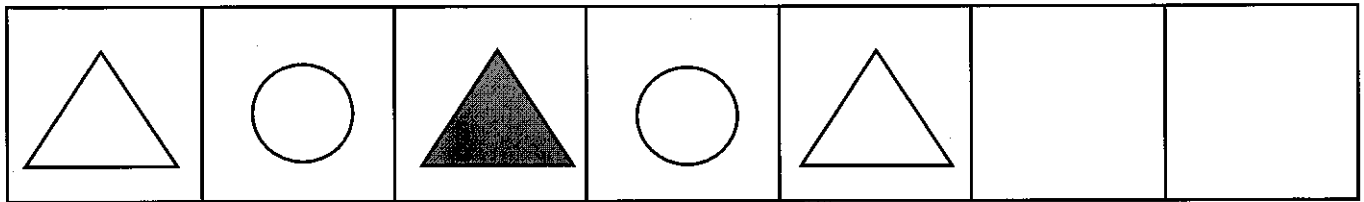
10. $22 + 5 =$ _____

George sold 22 books on Monday. He sold 7 books on Tuesday. How many books did George sell in all?




Complete the pattern!

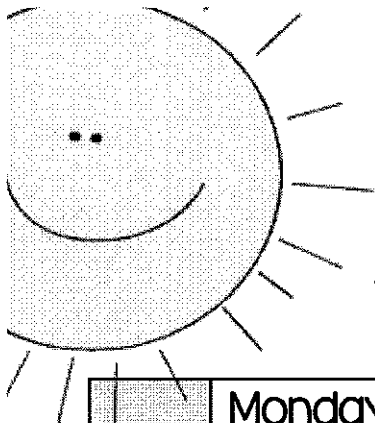
Complete the patterns below by drawing what comes next.




↓ Start here.

Now, can you make your own pattern?





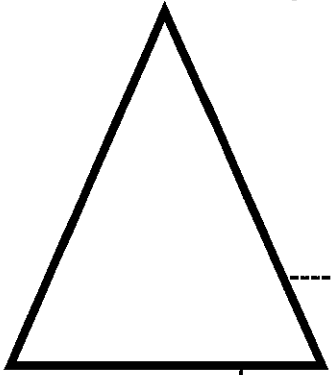
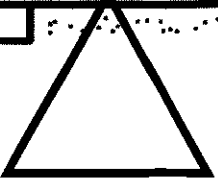
AUGUST



	Monday	Tuesday	Wednesday	Thursday	Friday	
				1 Complete the Match the Shape page	2 Write the days of the week in order.	3
4	5 Draw a picture of you!	6 Read your book. Identify the MAIN and minor characters.	7 Complete the sight word hunt.	8 Interview the people in your house about their favorite foods.	9 Break down Mommy and/or Daddy's age into tens and ones.	10
11	12 Complete the Count and Write page.	13 Ask your parent to tell you about the day you were born.	14 Draw a picture of your family and label each person.	15 List as many "ug" family words as you can.	16 Draw and label your bedroom.	17
18	19 Make an All About book about your favorite summer activity.	20 Count down from 100 by tens.	21 Read your book. Draw what you see in your mind.	22 Compare and contrast 2 characters from your book.	23 Write a persuasive letter to Mom or Dad about why they should let you stay up later.	24
25	26 Copy 10 2-digit numbers you see in your house and arrange them in order from least to greatest.	27 Write teen numbers using markers.	28 READ! READ! READ!	29	30	31

Have a GREAT Year!!


Match the shape to the description.




Glue here



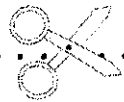
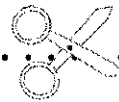
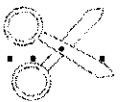
Glue here



Glue here



Glue here

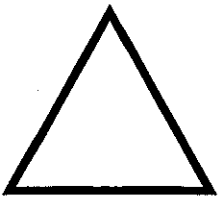


I have equal sides.

I have 3 corners.


I have no sides.

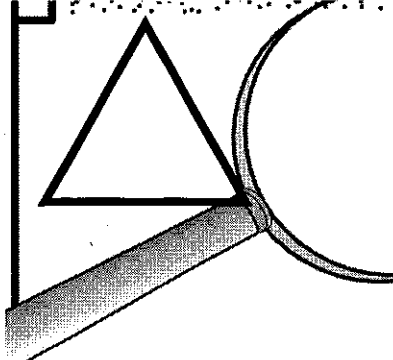
I have 4 sides.



Draw a picture of
YOU!

MY SELF PORTRAIT



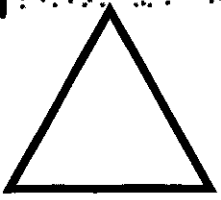


Let's Go on a hunt for Sight Words!


Look for familiar sight words in your house.
When you find a word, circle it, then write it 3
times below.


these	very	about	always	are
because	does	like	they	some


<hr/> <hr/> <hr/>	<hr/> <hr/> <hr/>	<hr/> <hr/> <hr/>
<hr/> <hr/> <hr/>	<hr/> <hr/> <hr/>	<hr/> <hr/> <hr/>
<hr/> <hr/> <hr/>	<hr/> <hr/> <hr/>	<hr/> <hr/> <hr/>

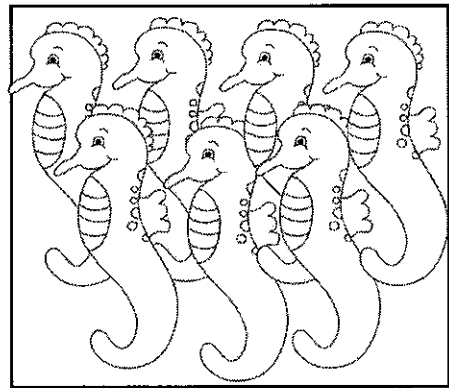


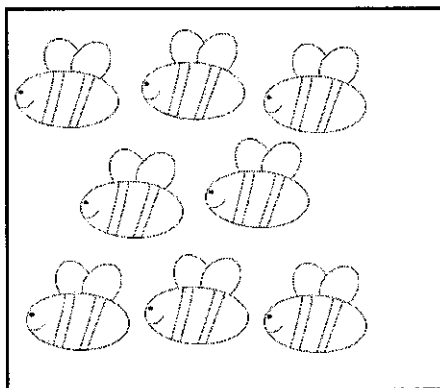
Count. Write the number
and the number word.

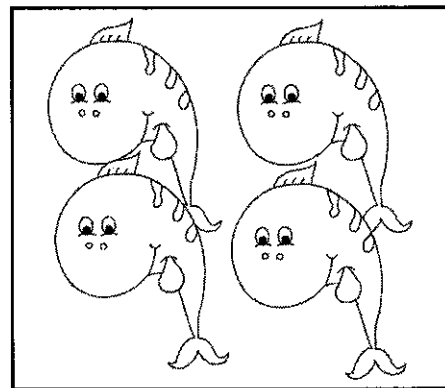





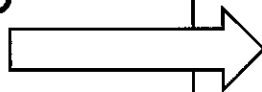




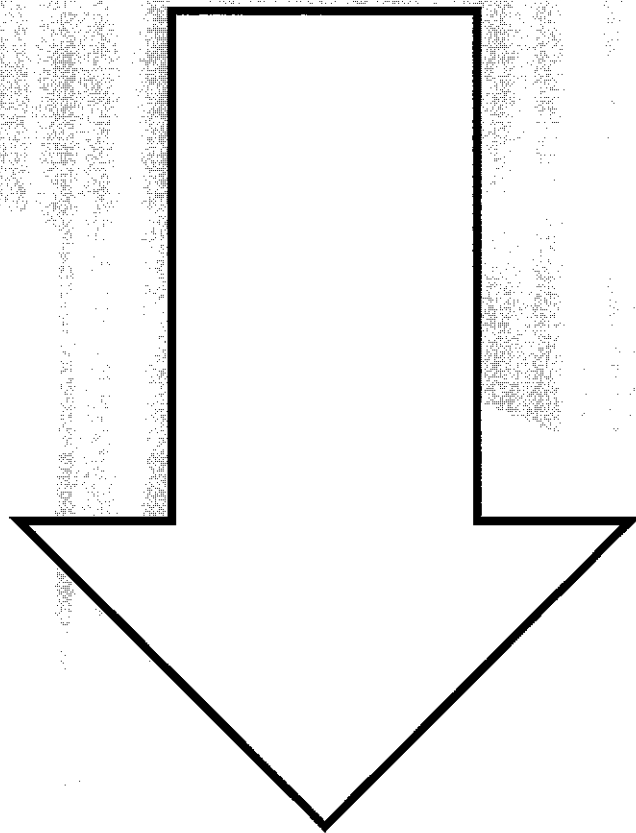




Draw thirteen
pencils. Break into
tens and ones.



Additional ACTiViTies



You are a superstar!!

Let's Practice Handwriting!

Write each sentence on the line below in your BEST HANDWRITING.

We are going on a trip.

Mom and Dad are at work.

Sarah likes to read books.


Learning is fun at my school.

Now, write your OWN sentence.


Problem solve! #1

Read the story problems below. Solve. Show your work.

1. Joey has 28 books in his bedroom. His little sister takes 11 books from him. How many books does Joey have left?



2. On Friday, Samantha sells 14 boxes of Girl Scout cookies. On Saturday, she sells 5 more boxes. How many boxes of cookies does Samantha sell in all?



Let's Subtract!

Using the number line, find the total by counting back.

26	27	28	29	30	31	32	33	34	35
----	----	----	----	----	----	----	----	----	----

1. $34 - 3 =$ _____

6. $34 - 6 =$ _____

2. $30 - 2 =$ _____

7. $35 - 5 =$ _____

3. $29 - 3 =$ _____

8. $32 - 4 =$ _____

4. $33 - 6 =$ _____

9. $36 - 2 =$ _____

5. $35 - 9 =$ _____

10. $34 - 7 =$ _____

Paul read 34 books. His brother read 28 books. How many more books did Paul read than his brother?

--	--	--	--	--	--	--	--	--	--